



RESISTANCE RESPONSE YEAR END SUMMARY

Rehoboth Beach Police Department

Report Date: March 1st, 2020

Resistance Response Reporting

2019 Report Year

In order to provide guidance for reporting, review, and analysis of resistance response incidents, the Rehoboth Beach Police Department categorizes these incidents as Level 1, Level 2, or Level 3 resistance responses. These three levels of resistance response are defined as follows.

Level 1 resistance response is defined as:

- Any incident where an officer believes their verbal communication abilities allowed them to negotiate with a non-compliant subject to de-escalate the situation without having to deploy force.
- Any incident during which an officer employs (displays, gives warnings, etc.) any weapon to overcome resistance by gaining compliance of a subject, ending the situation in a safe and prudent manner without deployment or actual/alleged injury to the subject. This includes the cycling of a Conducted Electrical Weapon (CEW) or taser as a form of warning.
- Any incident in which a canine was utilized to overcome resistance by a subject, ending the situation in a safe and prudent manner without deployment or actual/alleged injury to the subject.
- Use of empty hand tactics to overcome resistance by a subject, ending the situation in a safe and prudent manner without actual/alleged injury to the subject. Empty hand tactics are defined as the officer's use of soft techniques such as grabs, holds, and/or joint locks to restrain an individual.
- Use of forcible takedowns to overcome resistance by a subject, ending the situation in a safe and prudent manner without actual/alleged injury to the subject.

Level 2 resistance response is defined as:

- Any physical contact, including the application of handcuffs, resulting in an injury or complaint of injury to a subject.
- Any use of hard techniques such as punches and kicks to restrain an individual.
- Any deployment of OC aerosol spray.
- Any deployment (probe or drive stun mode) of a CEW.
- Any strike, other than any intentional strike to the head, neck, sternum, spine, or kidney area, with an impact weapon.



RESISTANCE RESPONSE YEAR END SUMMARY

Rehoboth Beach Police Department

Report Date: March 1st, 2020

- Any incident in which a canine was utilized to overcome resistance by a subject resulting in actual/alleged injury.

Level 3 resistance response is defined as:

- Any deadly force response or any incident involving the death of a person while in police custody.
- Any firearm discharge by an officer, including unintentional discharges.
- The discharge of a firearm toward a dangerous animal, as described above in section 6 of this order. This does not include the dispatching of a wild animal that is sick, injured, and/or a threat to public safety.
- Any intentional striking of a subject with a vehicle.
- Any vehicle pursuit resulting in the death of a person or which causes serious physical injury with the substantial risk of impending death.
- Any intentional strike to the head, neck, sternum, spine, or kidney areas with an impact weapon. This does not include strikes with body parts; hands, feet, elbows, knees, etc.
- Any force response causing serious physical injury with the substantial risk of impending death.
- Any incident involving significant misconduct by an officer in the use of force.

Reporting Overview

2019 Report Year

In 2019, the Rehoboth Beach Police Department handled three thousand five hundred and fifty-nine (3559) complaints.

During twenty-one (21) of the three thousand five hundred and fifty-nine (3559) complaints, which is less than one percent, officers encountered resistance from individuals they contacted. Only four (4) of the twenty-one (21) complaints involving resistance required a Level 2 resistance response. The remaining complaints involved Level 1 resistance responses. There were no incidents involving a Level 3, deadly force, resistance response.

During nineteen (19) of the twenty-one (21) complaints involving resistance response, officers responded with multiple types of force applications (a.k.a force responses) resulting in a total of sixty-nine (69) force responses used. In comparison to 2018, the total number of force responses used by officers decreased by eight (8). This decrease is minimal and is likely due to the fact that there were four (4) less complaints involving resistance response in 2019. It is important to note that twenty-two (22) of the sixty-nine (69) force responses were verbal de-

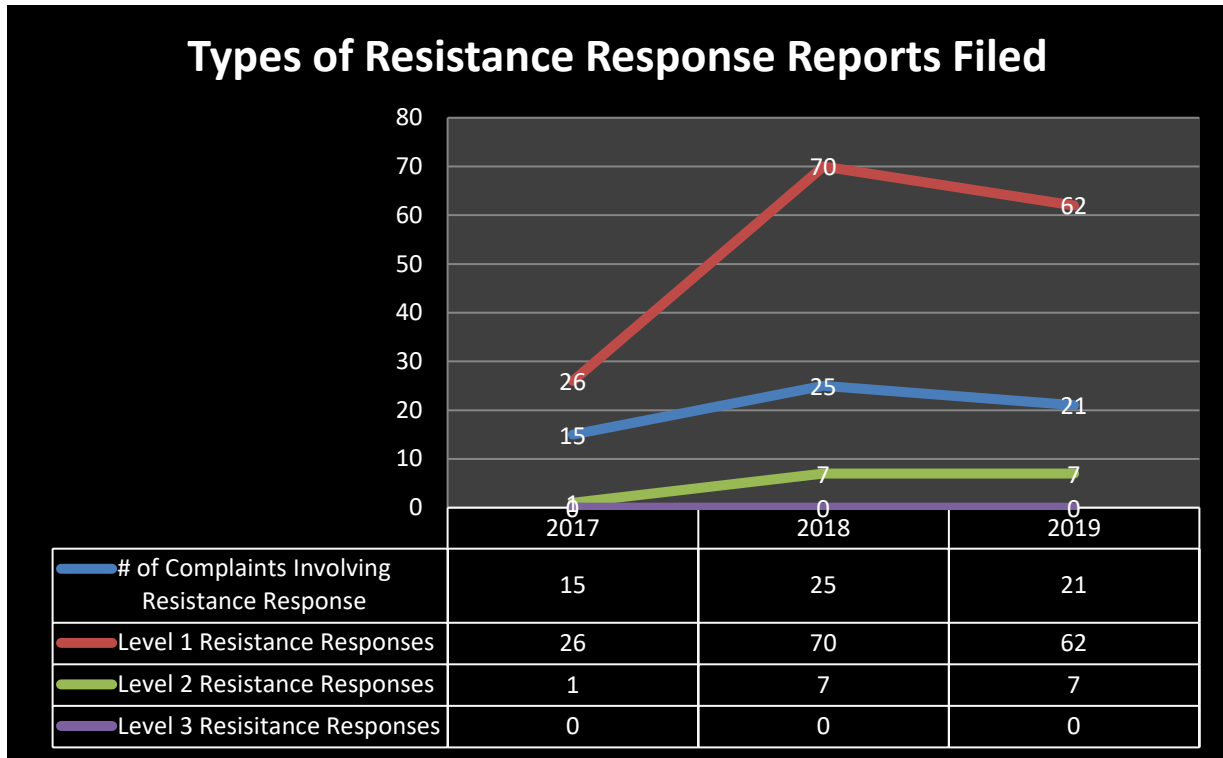


RESISTANCE RESPONSE YEAR END SUMMARY

Rehoboth Beach Police Department

Report Date: March 1st, 2020

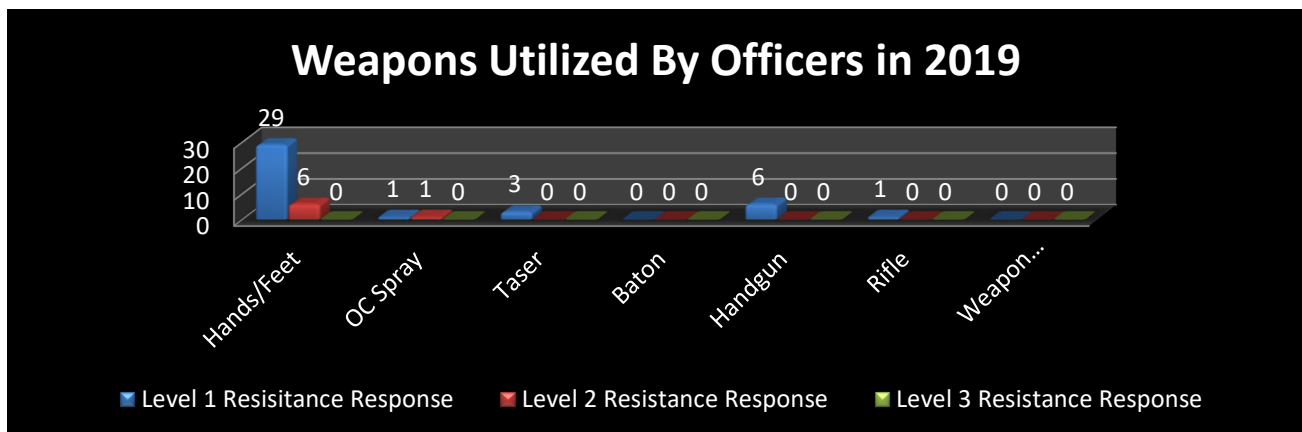
escalation. This is thirty-two percent (32%) of the responses. The Level 2 resistance responses consisted of hand control/takedown techniques resulting in injury and one (1) OC spray deployment.



Weapons Involved

2019 Report Year

The Rehoboth Beach Police Department issues all full-time COPT certified police officers the following weapons; OC Spray, Taser, Expandable Baton, Handgun, and Rifle. Seasonal police officers are only certified to carry OC Spray and an Expandable Baton.





RESISTANCE RESPONSE YEAR END SUMMARY

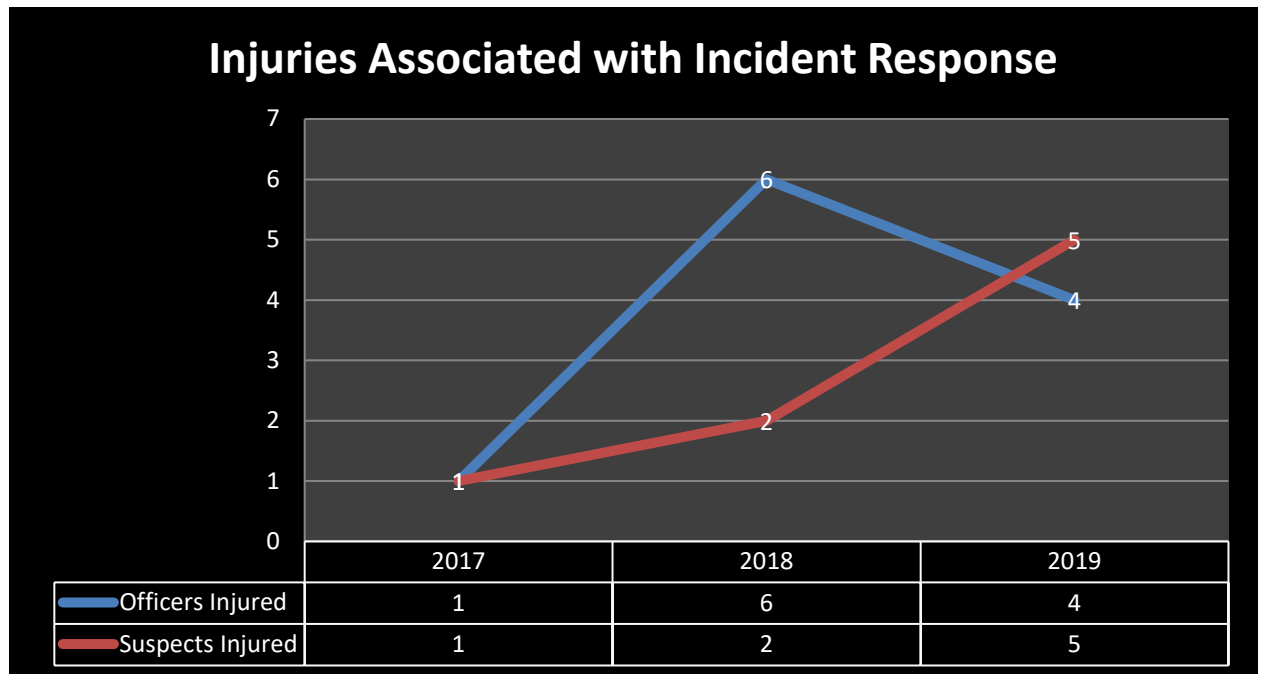
Rehoboth Beach Police Department

Report Date: March 1st, 2020

During two resistance response incidents suspects were considered armed with a weapon. One with explosives and another used a vehicle as a weapon.

Injuries Associated with Resistance Response 2019 Report Year

In 2019, four (4) officers sustained injuries during three (3) separate resistance response incidents. One (1) officer sustained an injury requiring medical treatment and an extensive recovery period, while the other received minor injuries. Five (5) suspects were injured during three (3) incidents. The suspect’s injuries were also minor.



Associated Crimes & Actions 2019 Report Year

As depicted below, the types of criminal activity associated with suspect resistance in 2019 were disorderly conduct, trespassing, assaults/threats, driving under the influence, and drug offenses. One of the resistance response incidents occurred while officers were assisting another agency and another while responding to a mental patient complaint.

Additionally, illustrated below are the types of behaviors or actions of the suspects just prior to resistance.

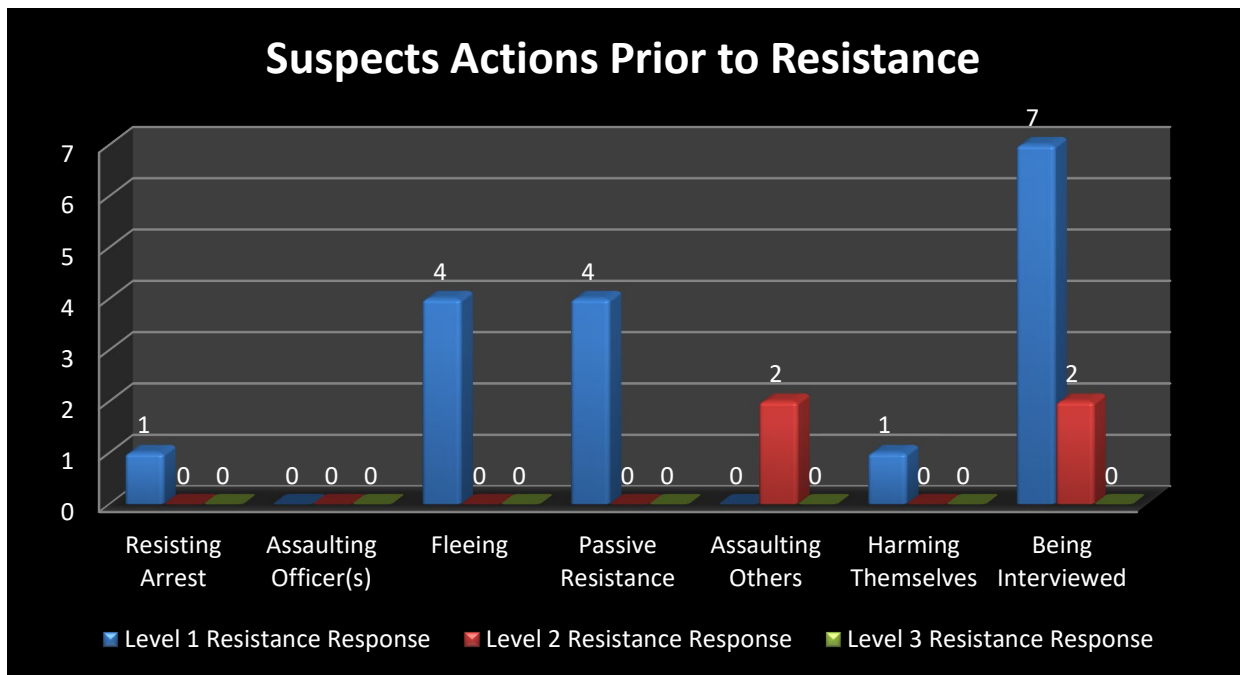
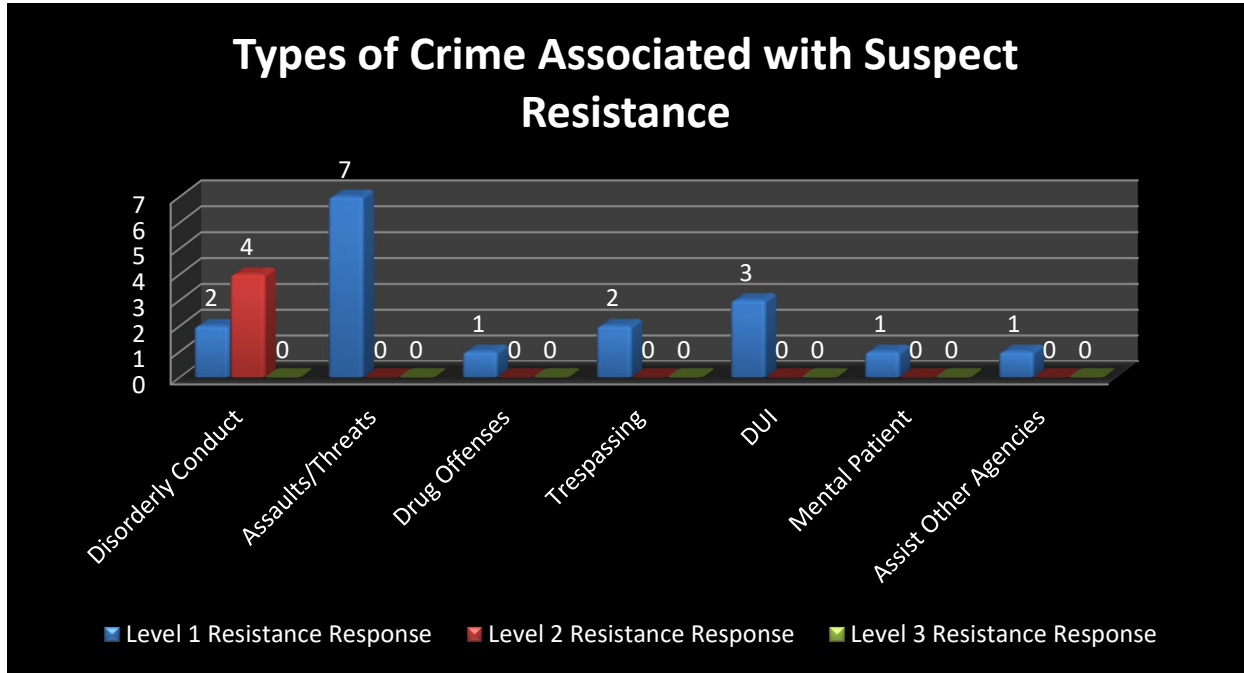


RESISTANCE RESPONSE YEAR END SUMMARY

Rehoboth Beach Police Department

Report Date: March 1st, 2020

Both charts illustrate the level of resistance response required to control the incident.





RESISTANCE RESPONSE YEAR END SUMMARY

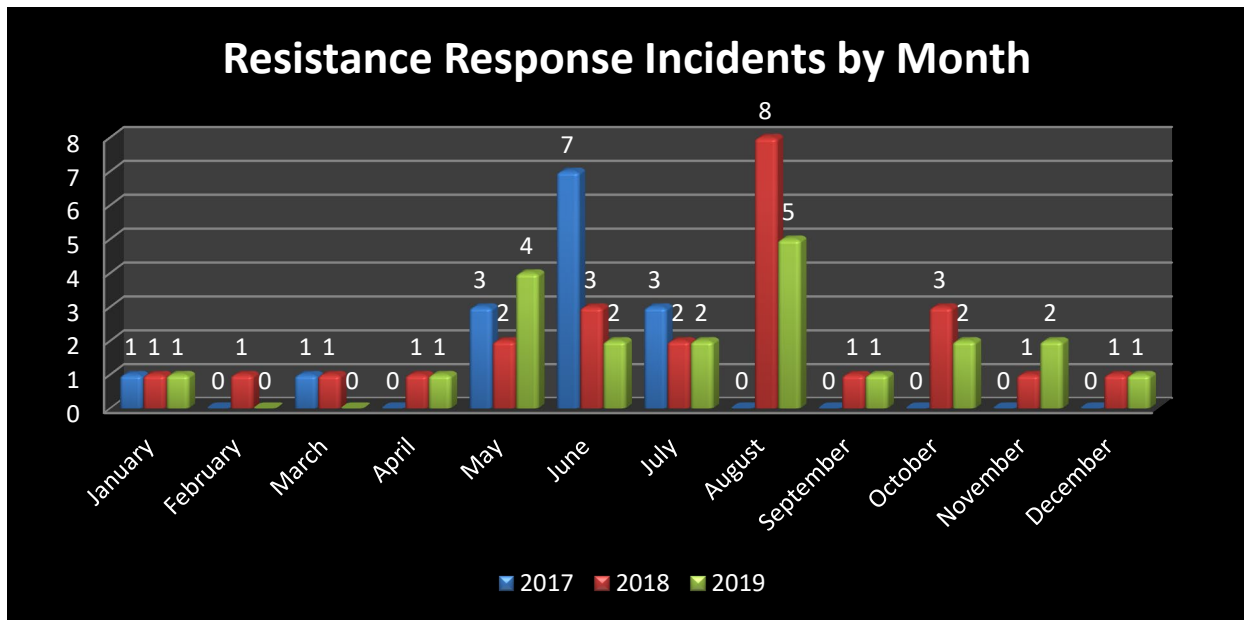
Rehoboth Beach Police Department

Report Date: March 1st, 2020

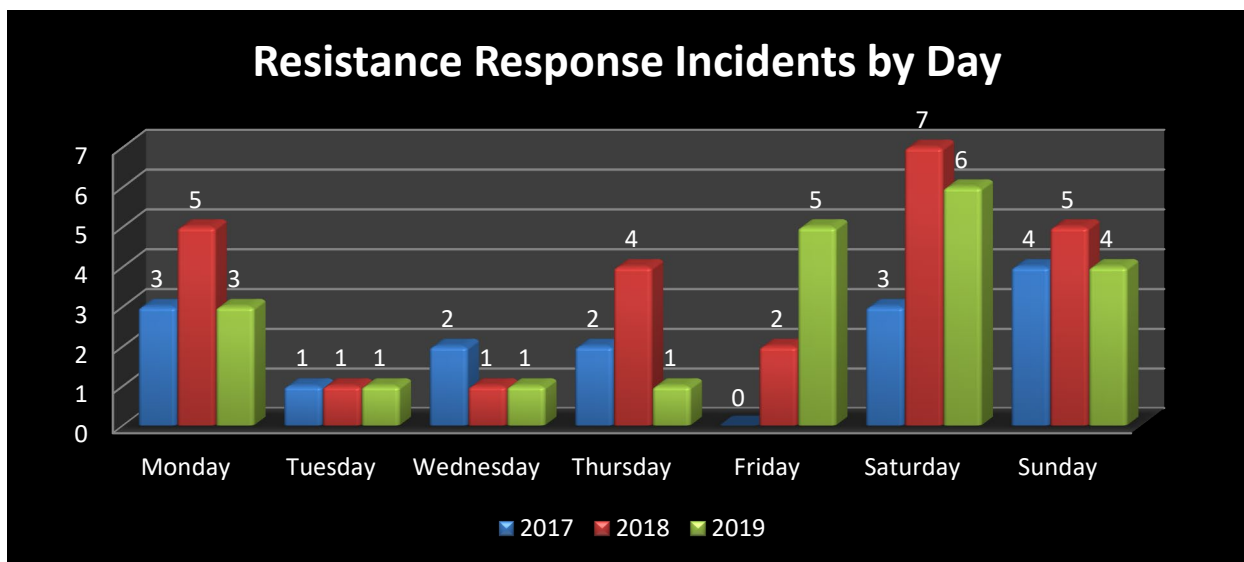
Resistance Response Logistical Data

2019 Report Year

The following chart illustrates resistance response occurrence in correlation to the months of the year, days of the week, the patrol shift during which they occurred, and the assignments of the officers involved.



* This chart shows that resistance response incidents increase in frequency as complaint volume increases during the summer season, which is expected due to population increase. This trend carries into the shoulder months of April, May, September, and October as well.



* This chart shows that resistance response incidents increase in frequency on weekend days, which is expected due to population increase.

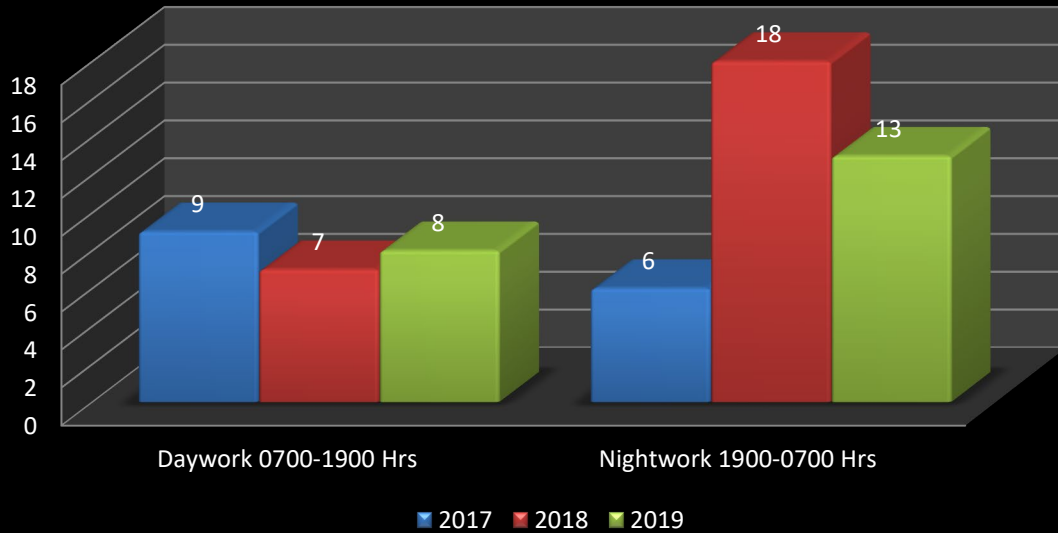


RESISTANCE RESPONSE YEAR END SUMMARY

Rehoboth Beach Police Department

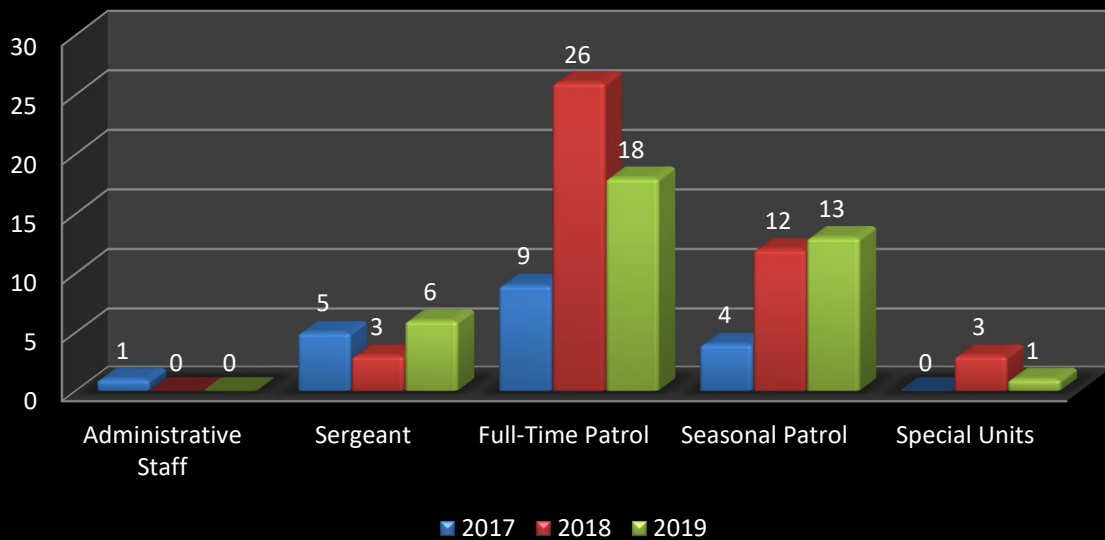
Report Date: March 1st, 2020

Resistance Response Incidents by Shift



** This chart illustrates that in the past two years more resistance response incidents occurred during nightwork hours.*

Resistance Response Incident by Officer Assignment



** This chart illustrates that full-time patrol officers report the most resistance response incidents which is to be expect as they respond to the most calls for service on an annual basis.*

*** It is important to note that the total number of officers involved is greater than the total number of resistance response incidents as quite often more than one officer is involved in a single resistance response incident.*